






Week 1 Phonics

Day 1	Day 2	Day 3	Day 4	Day 5
<p data-bbox="271 539 456 687">Say the sounds in 5 different objects.</p>  <p data-bbox="322 863 405 890">Classroom secrets</p> <p data-bbox="208 906 510 1010">Ask your child to find five objects. Sound them out, encouraging your child to identify all sounds in the word, e.g. c-ar in car and s-o-ck in sock.</p>	<p data-bbox="577 539 808 603">Make a letter sound collage.</p>  <p data-bbox="651 858 734 885">Classroom secrets</p> <p data-bbox="533 898 835 1010">Using a toy catalogue, encourage your child to cut out anything they can find with a 'b' sound. Change the sound and see what else they can find.</p> <p data-bbox="533 1026 819 1249">If you haven't got a catalogue at home, children can draw the objects they can find with the different sounds.</p>	<p data-bbox="902 539 1133 639">Write some of your key words.</p>  <p data-bbox="981 858 1064 885">Classroom secrets</p> <p data-bbox="869 898 1171 959">Say a word and ask your child to mark make it in flour. Can they read the word back to you?</p>	<p data-bbox="1189 467 1619 746">Emma the Explorer has a list of things she needs to take on her next adventure but she can't read it! Can you help Emma work out what she needs to pack in her bag? Sound out the words below and blend the sounds together to find out what she needs to take. You could draw pictures to help Emma know what she needs to take.</p> <p data-bbox="1379 754 1435 874">m-a-p c-u-p h-a-t p-e-n</p>	<p data-bbox="1637 459 2045 866">Play a listening and drawing game with a grown-up. Take it in turns to sound out a word and then the other person has to draw the item! Try the words: hat, sun, ten, pan, box.</p>

Week 2:

<u>Day 1</u>	<u>Day 2</u>	<u>Day 3</u>	<u>Day 4</u>	<u>Day 5</u>
 <p>Use your toys to tell a story.</p> <p>Once the story has finished, ask questions about the story, or questions that will extend the story. What happens to (character)? Why did they do?</p>	 <p>Practise writing your name.</p> <p>Talk about what the name starts with (the letter itself and capital letter). Children may want to trace their name first, then have a go at writing it independently.</p>	<p>See the activity mat below – ‘s’</p> <p>Challenge: how many things can you find around your house that begin with ‘s’?</p>	<p>See the activity mat below – ‘a’</p> <p>Challenge: how many things can you find around your house that begin with ‘a’?</p>	<p>See the activity mat below – ‘t’</p> <p>Challenge: how many things can you find around your house that begin with ‘t’?</p>

Week 2, Day 3:

Phonics Activity Mat: s

Can you write 's'?



Can you write the initial sound in this word?

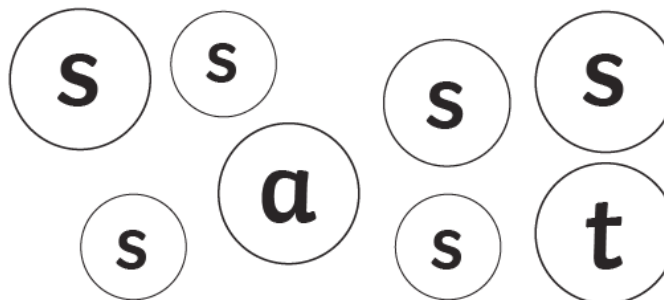


___ **un**

Circle the words that begin with 's'.



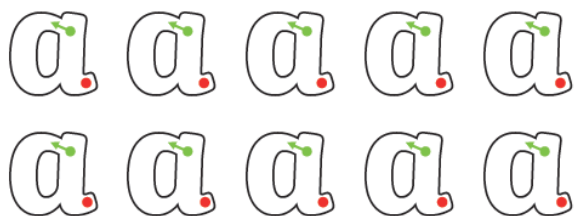
Colour all the bubbles that show 's'.



Week 2, Day 4:

Phonics Activity Mat: a

Can you write 'a'?



Can you write the initial sound in this word?

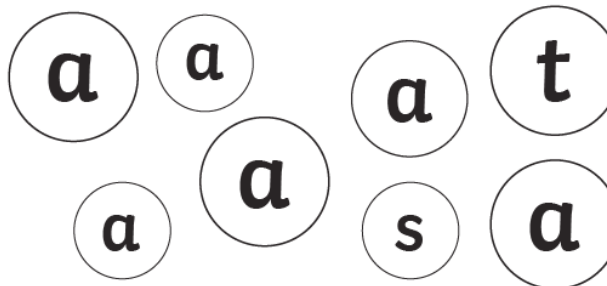


___ nt

Circle the words that begin with 'a'.




Colour all the bubbles that show 'a'.



Week 2, Day 5:

Phonics Activity Mat: t

Can you write 't'?




Can you write the initial sound in this word?



___ iger

Circle the words that begin with 't'.



Colour all the bubbles that show 't'.

