




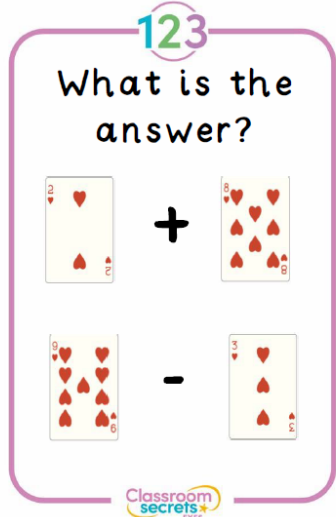
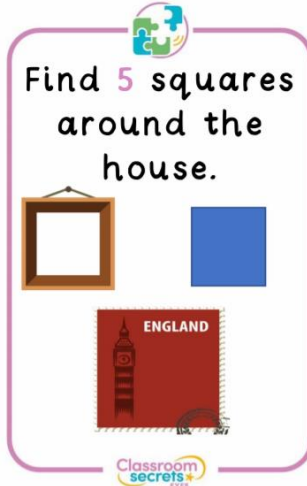


Maths

Week 1:







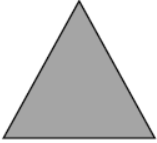



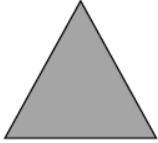







Day 1	Day 2	Day 3	Day 4	Day 5
<p>123</p> <p>Roll a dice.</p>  <p>Find the number that is one more.</p> <p><small>Classroom secrets</small></p> <p>Children roll a dice and count the spots. Then identify the number that is one more and go on a 'number hunt' for that number. For example, number 6 on a clock.</p>	<p>123</p> <p>How many red objects can you find?</p>  <p><small>Classroom secrets</small></p> <p>Once objects have been found, encourage the counting. Giving one number name to each object. Challenge further by asking: <i>What is one more? What is one less?</i></p>	<p>123</p> <p>Roll two dice.</p>  <p>What is the total?</p> <p><small>Classroom secrets</small></p> <p>Children roll two dice and count the spots to find the total. Encourage children to write the number sentence.</p>	<p>123</p> <p>Put the cards in order.</p>  <p><small>Classroom secrets</small></p> <p>Lay out playing cards 1 to 10. Children to put the card in order from smallest to largest. Children to count the number of objects on the card, to see what comes next.</p>	<p>123</p> <p>How many star jumps can you do in 30 seconds?</p>  <p>Can you beat your record?</p> <p><small>Classroom secrets</small></p> <p>Talk about how long 30 seconds is. <i>Did it feel like a long time? Can you count your own jumps?</i></p>




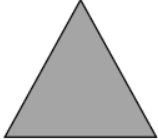






Week 2:

<u>Day 1</u>	<u>Day 2</u>	<u>Day 3</u>	<u>Day 4</u>	<u>Day 5</u>
<p>See the pattern making activity below 😊</p>	<div data-bbox="669 477 1003 997">  </div> <div data-bbox="645 1010 1014 1145"> <p>Children to pick two cards. For addition, count the total number of objects. For subtraction, discuss taking away the <i>smallest</i> number from the <i>largest</i>.</p> </div>	<p>See the animal counting activity below 😊</p>	<div data-bbox="1330 477 1635 965">  </div> <div data-bbox="1303 978 1646 1078"> <p>Children to find things around the house that are square. Ask questions such as: <i>What other shapes can you find?</i></p> </div>	<p>See the Time Sequencing activity below – cut out the pictures and stick them in the write order. Can you explain the sequence to your grown up?</p>

Week 2, Day 1:






Maths – Patterns – Complete the patterns and make your own

									
---	---	---	---	---	--	---	---	---	---

Week 2, Day 3:

Maths – Number – Counting Activity

	Object	How many?
		
		
		
		

Week 2, Day 5:

Put these
images in
order.

